



Township of Douro-Dummer Agenda for a Historical Committee Meeting

**Monday, November 1, 2021, 1:00 p.m.
Council Chambers in the Municipal Building**

Electronic Meetings

On August 4, 2020 Council amended the Township Procedure By-Law to permit meetings to be held electronically and to allow members participating electronically to be counted towards quorum.

Until further notice, Township meetings are being held electronically. Meetings will be recorded and live-streamed on the Township YouTube channel.

Please contact the Acting Clerk if you require an alternative method to virtually attend the meeting. martinac@dourodummer.on.ca or 705-652-8392 x210

	Pages
1. Opening of Meeting	
2. Disclosure of Pecuniary Interest	
3. Adoption of Minutes	1
4. Delegations	
4.1. Chief Superintendent Dwight Peer OPP – via telephone	
5. Business Arising from the Minutes	
5.1. Update on animal control by-law - Verbal	
6. Correspondence	
6.1. OPP report – 3rd quarter – July 1-September 30, 2021	4
6.2. Black Cat Reports	18
7. Accounts	
8. By-laws	

9.	Other/ New Business	
9.1.	Annual billing statement - 2022	36
9.2.	Community Safety Zones and Automated Speed Enforcement – OPP - verbal	50
9.3.	Speeding concern on Douro 4th Line, between County Rd 6 and Highway 28-verbal	
10.	In Camera	
11.	Confirming By-law - No. 2021-04	56
12.	Next Meeting Date	
13.	Adjournment	
14.	Committee	

Minutes of a meeting of the Douro-Dummer Police Services Board, held on August 12th, 2021 at 9:30 am via Zoom

Present: J. Murray Jones (Chair)
Ken Jackman
Caroline Goodenough
Chris Galeazza, OPP
Mike Cavanagh, OPP
Carol Anne Nelson, Secretary

1. Opening of the meeting – The meeting was opened at 9:37 am by Mayor Jones.

2. Disclosure of Pecuniary Interest – none

3. Adoption of the Minutes

Resolution

Moved by: Ken Jackman

Seconded by: Caroline Goodenough

That the minutes of the April 28, 2021 meeting be received.

Carried

4. Delegations – none

5. Business Arising from the Minutes

a) County Rd 4 and Highway 28 intersection speed reduction – update from MTO
The Board received correspondence from the MTO stating that they support the existing speed limit of 80 km/hr approaching the County Rd 4 and Highway 28 intersection.

b) Update on animal control by-law

Carol Anne verbally reported that the animal control by-law should be completed and presented to Council in the fall, and to our board following that.

c) Update on PSB framework

It is anticipated that the new framework regulations will be written by the fall and subsequently start with the new fiscal year, being April 2022.

6. Correspondence

a) OPP report – 2nd quarter – April 1-June 30, 2021

Mike and Chris updated the Board by reviewing the presented OPP reports for the 2nd quarter of 2021.

Resolution

Moved by: Ken Jackman

Seconded by: Caroline Goodenough

That the OPP reports be received.

Carried

b) Black Cat reports – OPP

The Black Cat stats for Water Street in Warsaw were presented. The OPP requested that the board forward a list of roadways in our Township that we would like OPP to locate the Black Cat.

Resolution

Moved by: Caroline Goodenough Seconded by: Ken Jackman
That the Black Cat report for Water Street in Warsaw be received.
Carried

7. Accounts – none

8. By-laws – none

9. Other/New Business

a) Black Cat and Birchview Road speeding concerns

The OPP reported that the Black Cat is presently located on Birchview Road as there have been speeding concerns there.

b) Overall speeding concerns

Mayor Jones spoke on general speeding issues as well as throughout the Township. Ken and Caroline supported these concerns as they both notice them around their own homes in the township.

c) Covid update

There are no Covid cases at the Peterborough Detachment at this time. As of Sept 13, all remote detachment members will be back in their offices. The County is continuing with State of Emergency until vaccinated numbers are up.

Resolution

Moved by: Ken Jackman Seconded by: Caroline Goodenough
That other/new business items a), b), and c) be received.
Carried

10. In Camera – none

11. Confirming By-Law No. 2021-3

Resolution

Moved by: Caroline Goodenough Seconded by: Ken Jackman
That Confirming By-law 2021-3 be enacted and passed this 12th day of August, 2021.
Carried

12. Next meeting date – to be determined

13. Adjournment

Resolution

Moved by: Ken Jackman

Seconded by: Caroline Goodenough

That this meeting be adjourned at 10:28 am.

Carried

Chair

Secretary

***Township of
Douro Dummer***



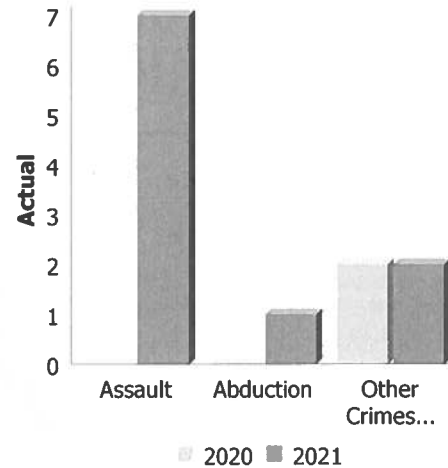
***PETERBOROUGH COUNTY DETACHMENT
Ontario Provincial Police
Police Services Board Report***

July - September 2021

Police Services Board Report for DOURO DUMMER
Records Management System
July to September - 2021

Violent Crime

Actual	July to September			Year to Date - September		
	2020	2021	% Change	2020	2021	% Change
Murder	0	0	--	0	0	--
Other Offences Causing Death	0	0	--	0	0	--
Attempted Murder	0	0	--	0	0	--
Sexual Assault	0	0	--	1	4	300.0%
Assault	0	7	--	4	11	175.0%
Abduction	0	1	--	0	1	--
Robbery	0	0	--	0	0	--
Other Crimes Against a Person	2	2	0.0%	3	2	-33.3%
Total	2	10	400.0%	8	18	125.0%



Property Crime

Actual	July to September			Year to Date - September		
	2020	2021	% Change	2020	2021	% Change
Arson	0	0	--	0	0	--
Break & Enter	0	1	--	1	1	0.0%
Theft Over	0	0	--	2	2	0.0%
Theft Under	9	1	-88.9%	17	6	-64.7%
Have Stolen Goods	0	0	--	0	0	--
Fraud	4	2	-50.0%	12	6	-50.0%
Mischief	4	3	-25.0%	12	5	-58.3%
Total	17	7	-58.8%	44	20	-54.5%



Drug Crime

Actual	July to September			Year to Date - September		
	2020	2021	% Change	2020	2021	% Change
Possession	0	0	--	0	1	--
Trafficking	0	0	--	0	0	--
Importation and Production	0	0	--	0	0	--
Total	0	0	--	0	1	--



Detachment: 11 - PETERBOROUGH COUNTY
Location code(s): 1100 - PETERBOROUGH COUNTY
Area code(s): 1042 - Douro-Dummer
Data source date: 2021/10/02

Report Generated by:
 Pollock, Jennifer

Report Generated on:
 Oct 6, 2021 8:28:30 AM
 PP-CSC-Operational Planning-4300

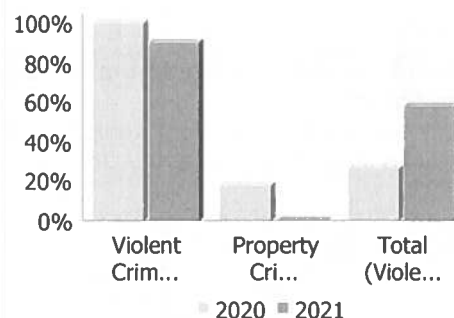
Police Services Board Report for DOURO DUMMER

Records Management System

July to September - 2021


Clearance Rate

Clearance Rate	July to September			Year to Date - September		
	2020	2021	Difference	2020	2021	Difference
Violent Crime	100.0%	90.0%	-10.0%	87.5%	77.8%	-9.7%
Property Crime	17.6%	0.0%	-17.6%	9.1%	5.0%	-4.1%
Drug Crime	--	--	--	--	100.0%	--
Total (Violent, Property & Drug)	26.3%	57.9%	31.6%	29.3%	48.9%	19.6%



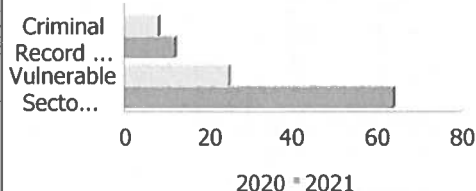
Unfounded

Unfounded	July to September			Year to Date - September		
	2020	2021	% Change	2020	2021	% Change
Total (Violent, Property & Drug)	2	2	0.0%	6	3	-50.0%



Criminal Record and Vulnerable Sector Screening Checks

Actual	July to September			Year to Date - September		
	2020	2021	% Change	2020	2021	% Change
Criminal Record Checks	8	12	50.0%	25	40	60.0%
Vulnerable Sector Screening Checks	25	64	156.0%	89	148	66.3%



Data contained within this report is dynamic in nature and numbers will change over time as the Ontario Provincial Police continue to investigate and solve crime.

Data Utilized

- Major Crimes
- Niche RMS All Offence Level Business Intelligence Cube

Detachment: 11 - PETERBOROUGH COUNTY

Location code(s): 1100 - PETERBOROUGH COUNTY

Area code(s): 1042 - Douro-Dummer

Data source date:
2021/10/02

Report Generated by:
Pollock, Jennifer

Report Generated on:
Oct 6, 2021 8:28:30 AM
PP-CSC-Operational Planning-4300

Police Services Board Report for DOURO DUMMER
2021/Jul to 2021/Sep

Public Complaints	
Policy	0
Service	0
Conduct	2

Date information collected from Professional Standards Bureau Commander Reports: 2021-10-08

Data Source

Ontario Provincial Police, Professional Standards Bureau Commander Reports

- Includes all public policy, service and conduct complaints submitted to the Office of the Independent Police Review Director (OIPRD)

Secondary Employment

Intelligence Led Policing - Crime Abatement Strategy	
Number of Offenders in Program	0
Number of Offenders Charged	0
Number of Charges Laid	0
Number of Checks Performed	0

Date information was collected from Records Management System: 2021-10-08

Daily Activity Reporting Patrol Hours	
Total Hours	2021/Jul to 2021/Sep
Number of Cruiser Patrol Hours	256.25
Number of Motorcycle Patrol Hours	0.00
Number of Marine Patrol Hours	26.00
Number of ATV Patrol Hours	0.00
Number of Snowmobile Patrol Hours	0.00
Number of Bicycle Patrol Hours	0.00
Number of Foot Patrol Hours	36.75
Number of School Patrol Hours	4.75

Data source (Daily Activity Reporting System) date: 2021/10/02

Staffing Updates	
Transfers:	PC John LESTER transferred from Orillia Detachment to Peterborough County OPP. Two new recruits; PC Adam KITCHEN and PC Leah MCINTOSH started Class 07 September 2021 and will graduate 11 February 2022.
Promotions:	PC Paul McDONALD was successful in a Sgt. competition for Haliburton Highlands OPP.

Detachment Initiatives

Detachment: 11 - PETERBOROUGH COUNTY
Location code(s): 1100 - PETERBOROUGH COUNTY
Area code(s): 1042 - Douro-Dummer

Report Generated by:
Pollock, Jennifer

Report Generated on:
Oct 8, 2021 12:13:03 PM
PP-CSC-Operational Planning-4300

Police Services Board Report for DOURO DUMMER
2021/Jul to 2021/Sep

Crime and Traffic Campaigns/Initiatives:	CIVIC DAY LONG WEEKEND CAMPAIGN ran from July 30th to August 2nd, 2021. Peterborough County OPP laid the following charges during the campaign: sixteen (16) fail to move over for emergency vehicle charges, one (1) other moving violation charges, forty-seven (47) speeding charges, three (3) seatbelt charges, one (1) distracted driving charge, thirteen (13) other HTA charges, four (4) CAIA charges, one (1) impaired charge, one (1) warn range suspension, two (2) other provincial statutes and one (1) drug offence charge. LABOUR DAY LONG WEEKEND campaign ran from September 3-6, 2021. During this time Peterborough County OPP laid seventy (70) speeding charges, one (1) seatbelt charge, one (1) distracted driving charge, nine (9) hazardous moving violations, five (5) other HTA charges and three (3) CAIA charges.
Other:	OPERATION SAFE DRIVE ran from July 11-17, 2021. During this time Peterborough County OPP laid the following charges: six (6) MV speeding charges, two (2) MV seatbelt charges, two (2) fail to yield right of way charges, one (1) other provincial charge and two (2) warn range suspensions

Detachment: 11 - PETERBOROUGH COUNTY
Location code(s): 1100 - PETERBOROUGH COUNTY
Area code(s): 1042 - Douro-Dummer

Report Generated by:
Pollock, Jennifer

Report Generated on:
Oct 8, 2021 12:13:03 PM
PP-CSC-Operational Planning-4300



PETERBOROUGH COUNTY DETACHMENT

Ontario Provincial Police

Township of Douro Dummer

Police Services Board Report

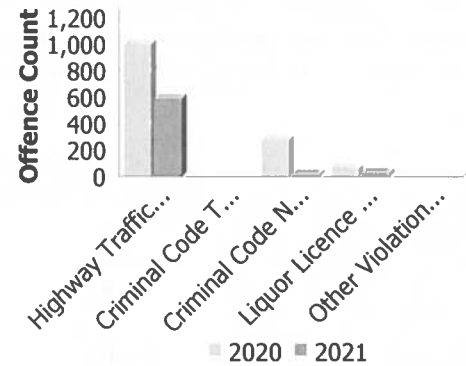
Motor Vehicle Collision Statistics

		2018	2019	2020	3 Yr. Avg	2021	=/-
January	PD	11	11	11	11	5	-6
	PI	0	1	0	0	1	1
	Fatal	0	0	0	0	0	0
February	PD	3	6	7	5	4	-1
	PI	2	0	0	1	0	-1
	Fatal	0	0	0	0	0	0
March	PD	4	2	4	3	5	2
	PI	3	2	0	2	0	-2
	Fatal	0	0	0	0	0	0
April	PD	6	2	0	3	5	2
	PI	2	0	2	1	1	0
	Fatal	0	0	0	0	0	0
May	PD	5	6	6	6	2	-4
	PI	1	2	1	1	2	1
	Fatal	0	0	0	0	0	0
June	PD	3	9	5	6	6	0
	PI	0	1	2	1	2	1
	Fatal	0	0	0	0	0	0
July	PD	7	6	4	6	5	-1
	PI	2	2	2	2	3	1
	Fatal	0	0	0	0	0	0
August	PD	8	6	5	6	7	1
	PI	2	1	0	1	1	0
	Fatal	0	0	0	0	0	0
September	PD	12	7	4	8	8	0
	PI	2	1	1	1	1	0
	Fatal	0	0	0	0	0	0
October	PD	9	10	3	7	X	0
	PI	1	2	3	2	X	0
	Fatal	0	0	0	0	X	0
November	PD	16	15	11	14	X	0
	PI	0	1	0	0	X	0
	Fatal	0	0	0	0	X	0
December	PD	5	22	8	12	X	0
	PI	1	4	0	2	X	0
	Fatal	0	0	0	0	X	0
TOTAL MVC	ALL	105	119	79	101	58	-5

Police Services Board Report for PETERBOROUGH COUNTY
Integrated Court Offence Network
July to September - 2021

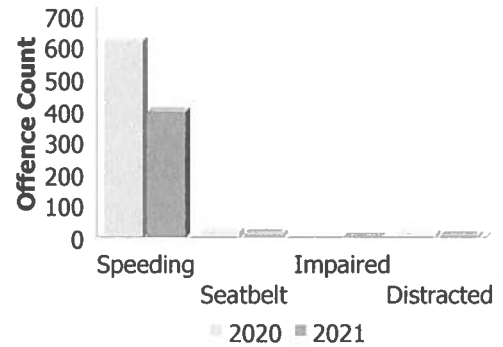
Criminal Code and Provincial Statute Charges Laid

Offence Count	July to September			Year to Date - September		
	2020	2021	% Change	2020	2021	% Change
Highway Traffic Act	1,004	590	-41.2%	3,168	2,501	-21.1%
Criminal Code Traffic	--	--	--	--	--	--
CCC Non-Traffic	--	--	--	--	--	--
Liquor Licence Act	57	30	-47.4%	115	51	-55.7%
Other Violations	--	--	--	--	--	--



Traffic Related Charges

Offence Count	July to September			Year to Date - September		
	2020	2021	% Change	2020	2021	% Change
Speeding	620	397	-36.0%	1,962	1,718	-12.4%
Seatbelt	18	11	-38.9%	36	69	91.7%
Impaired	0	0	--	0	0	--
Distracted	12	5	-58.3%	33	25	-24.2%



Integrated Court Offence Network data is updated on a monthly basis: Data could be as much as a month and a half behind.

Data Utilized

- Ministry of Attorney General, Integrated Court Offence Network
- Integrated Court Offence Network Charge Business Intelligence Cube

Detachment: 11 - PETERBOROUGH COUNTY

Location code(s): 1100 - PETERBOROUGH COUNTY

Data source date:

Oct 13, 2021 11:30:28 AM

Report Generated by:

Pollock, Jennifer

Report Generated on:

Oct 14, 2021 11:36:45 AM

PP-CSC-Operational Planning-4300

Updated : Wednesday, October 13, 2021 - Current Period : 1999/12/31

1100 - PETERBOROUGH COUNTY 2021 Q 3 All Offence Hours of Day All Offence Days of Week All Offence Months All Coverage Types Traffic Charges (Big 4) - PSB Report All Offence Act Part Types All Courts All Badges All License Plate Location All Offender Gender All Offender Age Group All Date Added All Prior Offence Date MEASURES

Offence Count as values	Speeding	Seatbelt	Impaired	Distracted	Traffic Charges (Big 4) - PSB Report
2021/Jul	143	9	0	0	152
2021/Aug	68	2	1	3	74
2021/Sep	186	0	0	2	188
2021 Q 3	397	11	1	5	414

Updated : Wednesday, October 13, 2021 - Current Period : 1999/12/31

1100 - PETERBOROUGH COUNTY 2021 Q 3 All Offence Hours of Day All Offence Days of Week All Offence Months All Coverage Types CC_Provincial Statutes All Offence Act Part Types All Courts All Badges All License Plate Location All Offender Gender All Offender Age Group All Date Added All Prior Offence Date MEASURES

Offence Count as values		HTA	CC-Traffic (Revised)	CC-Non-Traffic (Revised)	LLA	Other	CC_Provincial Statutes
2021/Jul	July	236	0	7	20	49	312
	All Offence Months	236	0	7	20	49	312
2021/Aug	August	122	1	6	7	51	187
	All Offence Months	122	1	6	7	51	187
2021/Sep	September	232	0	3	3	10	248
	All Offence Months	232	0	3	3	10	248
2021 Q 3		590	1	16	30	110	747

Zero suppression rows and columns. Suppression options applied: zero values, division by zero, missing values, overflow values.



Calls For Service (CFS) Billing Summary Report

Douro-Dummer July to September - 2021

Billing Categories <i>(Billing categories below do not match traditional crime groupings)</i>		2021				2020			
		July to September	Year to Date	Time Standard	Year To Date Weighted Hours	July to September	Year to Date	Time Standard	Year To Date Weighted Hours
Violent Criminal Code	Sexual Assault	0	2	16.0	32.0	0	1	16.0	16.0
	Sexual Interference	0	2	16.0	32.0	0	0		0.0
	Assault With Weapon or Causing Bodily Harm-Level 2	2	2	16.0	32.0	0	1	16.0	16.0
	Assault-Level 1	5	9	16.0	144.0	0	4	16.0	64.0
	Criminal Harassment	2	3	16.0	48.0	2	2	16.0	32.0
	Indecent/Harassing Communications	1	1	16.0	16.0	1	1	16.0	16.0
	Utter Threats to Person	0	0		0.0	0	3	16.0	48.0
	Home Invasion	0	1	16.0	16.0	0	0		0.0
	Total	10	20	16.0	320.0	3	12	16.0	192.0
Property Crime Violations	Break & Enter	1	1	6.5	6.5	0	1	6.5	6.5
	Theft Over -master code	0	0		0.0	0	1	6.5	6.5
	Theft Over - Other Theft	0	1	6.5	6.5	0	0		0.0
	Theft Over - Boat (Vessel)	0	0		0.0	0	1	6.5	6.5
	Theft of - Mail	0	1	6.5	6.5	0	0		0.0
	Theft Under -master code	0	1	6.5	6.5	0	0		0.0
	Theft Under - Construction Site	0	0		0.0	0	1	6.5	6.5
	Theft under - Trailers	0	0		0.0	0	1	6.5	6.5
	Theft under - Other Theft	2	5	6.5	32.5	6	9	6.5	58.5
	Theft under - Boat (Vessel)	0	0		0.0	1	2	6.5	13.0
	Theft under - Boat Motor	0	1	6.5	6.5	0	0		0.0
	Theft FROM Motor Vehicle Under \$5,000	0	0		0.0	1	3	6.5	19.5
	Fraud -Master code	1	1	6.5	6.5	1	2	6.5	13.0
	Fraud - Steal/Forge/Poss./ Use Credit Card	0	0		0.0	0	1	6.5	6.5
	Fraud -Money/ property/security > \$5,000	0	1	6.5	6.5	0	1	6.5	6.5
	Fraud -Money/ property/security <= \$5,000	1	3	6.5	19.5	4	9	6.5	58.5
	Fraud - Other	0	1	6.5	6.5	0	0		0.0

Report Content Last Updated:
2021/10/02

Report generated by:
Pollock, Jennifer

Report generated on:
Oct 6, 2021 8:32:27 AM
Page 1 of 5



Calls For Service (CFS) Billing Summary Report

Douro-Dummer July to September - 2021

Billing Categories <i>(Billing categories below do not match traditional crime groupings)</i>		2021				2020			
		July to September	Year to Date	Time Standard	Year To Date Weighted Hours	July to September	Year to Date	Time Standard	Year To Date Weighted Hours
Property Crime Violations	Mischief - master code	3	3	6.5	19.5	2	11	6.5	71.5
	Mischief [Graffiti - Non Gang Related]	0	1	6.5	6.5	0	0		0.0
	Interfere with lawful use, enjoyment of property	0	0		0.0	1	1	6.5	6.5
	Property Damage	1	2	6.5	13.0	0	1	6.5	6.5
	Total	9	22	6.5	143.0	16	45	6.5	292.5
Other Criminal Code Violations (Excluding traffic)	Offensive Weapons-Carry concealed	0	1	7.8	7.8	1	1	7.8	7.8
	Bail Violations - Fail To Comply	2	2	7.8	15.6	1	5	7.8	39.0
	Bail Violations - Others	0	0		0.0	0	1	7.8	7.8
	Disturb the Peace	1	1	7.8	7.8	0	0		0.0
	Indecent acts -Other	0	1	7.8	7.8	0	0		0.0
	Trespass at Night	0	0		0.0	0	1	7.8	7.8
	Breach of Probation	1	1	7.8	7.8	0	0		0.0
	Offensive Weapons-Careless use of firearms	0	0		0.0	1	1	7.8	7.8
	Total	4	6	7.8	46.8	3	9	7.8	70.2
Drug Possession	Possession Heroin	0	1	6.5	6.5	0	0		0.0
	Total	0	1	6.5	6.5	0	0		0.0
Drugs	Possession of cannabis for purpose of selling	0	0		0.0	1	1	45.9	45.9
	Cultivate, propagate or harvest cannabis by adult	0	0		0.0	0	1	45.9	45.9
	Total	0	0		0.0	1	2	45.9	91.8
Statutes & Acts	Landlord/Tenant	1	5	3.4	17.0	2	5	3.4	17.0
	Mental Health Act	2	4	3.4	13.6	0	5	3.4	17.0
	Mental Health Act - No contact with Police	1	1	3.4	3.4	1	1	3.4	3.4
	Mental Health Act - Attempt Suicide	0	1	3.4	3.4	0	2	3.4	6.8
	Mental Health Act - Threat of Suicide	2	2	3.4	6.8	2	7	3.4	23.8
	Mental Health Act - Voluntary Transport	1	5	3.4	17.0	1	4	3.4	13.6
	Mental Health Act - Placed on Form	2	2	3.4	6.8	0	1	3.4	3.4
	Mental Health Act - Apprehension	1	2	3.4	6.8	0	0		0.0

Report Content Last Updated:
2021/10/02

Report generated by:
Pollock, Jennifer

Report generated on:
Oct 6, 2021 8:32:27 AM
Page 2 of 5



Calls For Service (CFS) Billing Summary Report

Douro-Dummer July to September - 2021

Billing Categories <i>(Billing categories below do not match traditional crime groupings)</i>		2021				2020			
		July to September	Year to Date	Time Standard	Year To Date Weighted Hours	July to September	Year to Date	Time Standard	Year To Date Weighted Hours
Statutes & Acts	Trespass To Property Act	0	6	3.4	20.4	6	14	3.4	47.6
	Total	10	28	3.4	95.2	12	39	3.4	132.6
Operational	Animal -Master code	0	0		0.0	0	2	3.6	7.2
	Animal - Bear Complaint	0	0		0.0	0	1	3.6	3.6
	Animal Rabid	0	0		0.0	0	1	3.6	3.6
	Animal Bite	1	1	3.6	3.6	0	0		0.0
	Animal Stray	5	10	3.6	36.0	7	12	3.6	43.2
	Animal Injured	0	1	3.6	3.6	0	6	3.6	21.6
	Animal - Other	0	2	3.6	7.2	0	1	3.6	3.6
	Animal - Dog Owners Liability Act	0	0		0.0	0	2	3.6	7.2
	Domestic Disturbance	18	45	3.6	162.0	18	35	3.6	126.0
	Suspicious Person	6	10	3.6	36.0	4	12	3.6	43.2
	Fire - Building	0	4	3.6	14.4	0	1	3.6	3.6
	Fire - Vehicle	0	0		0.0	0	3	3.6	10.8
	Fire - Other	0	1	3.6	3.6	0	2	3.6	7.2
	Insecure Condition - Master code	0	0		0.0	0	1	3.6	3.6
	Missing Person 12 & older	0	2	3.6	7.2	0	2	3.6	7.2
	Missing Person Located 12 & older	1	1	3.6	3.6	0	2	3.6	7.2
	Missing Person Located 12 & older - Foul play suspected	0	0		0.0	1	1	3.6	3.6
	Noise Complaint - Master code	13	22	3.6	79.2	9	14	3.6	50.4
	Noise Complaint - Residence	0	1	3.6	3.6	0	1	3.6	3.6
	Noise Complaint - Animal	2	2	3.6	7.2	0	3	3.6	10.8
	Noise Complaint - Others	2	2	3.6	7.2	0	0		0.0
	Accident -non MVC - Others	0	0		0.0	0	1	3.6	3.6
	Found Property - Master code	0	1	3.6	3.6	1	2	3.6	7.2
	Found-Personal Accessories	0	0		0.0	1	1	3.6	3.6
	Found-Others	0	0		0.0	0	1	3.6	3.6
	Lost Property - Master code	0	0		0.0	0	2	3.6	7.2

Report Content Last Updated:
2021/10/02

Report generated by:
Pollock, Jennifer

Report generated on:
Oct 6, 2021 8:32:27 AM
Page 3 of 5



Calls For Service (CFS) Billing Summary Report

Douro-Dummer July to September - 2021

Billing Categories (Billing categories below do not match traditional crime groupings)		2021				2020			
		July to September	Year to Date	Time Standard	Year To Date Weighted Hours	July to September	Year to Date	Time Standard	Year To Date Weighted Hours
Operational	Sudden Death - Natural Causes	4	5	3.6	18.0	1	4	3.6	14.4
	Suspicious Vehicle	0	8	3.6	28.8	5	11	3.6	39.6
	Trouble with Youth	0	1	3.6	3.6	0	5	3.6	18.0
	Vehicle Recovered - Automobile	0	0		0.0	0	1	3.6	3.6
	Unwanted Persons	2	4	3.6	14.4	1	1	3.6	3.6
	Neighbour Dispute	5	11	3.6	39.6	3	19	3.6	68.4
	By-Law -Master code	0	0		0.0	0	1	3.6	3.6
	Noise By-Law	0	0		0.0	0	1	3.6	3.6
	Firearms (Discharge) By-Law	0	0		0.0	0	1	3.6	3.6
	Other Municipal By-Laws	0	3	3.6	10.8	1	1	3.6	3.6
	Traffic By-Law	0	1	3.6	3.6	0	0		0.0
	Assist Fire Department	3	3	3.6	10.8	0	2	3.6	7.2
	Assist Public	20	40	3.6	144.0	17	45	3.6	162.0
	Distressed/Overdue Motorist	0	0		0.0	1	2	3.6	7.2
	Family Dispute	3	21	3.6	75.6	4	11	3.6	39.6
	Total	85	202	3.6	727.2	74	214	3.6	770.4
Operational2	False Holdup Alarm-Accidental Trip	0	1	1.3	1.3	1	2	1.3	2.6
	False Alarm -Others	7	22	1.3	28.6	12	26	1.3	33.8
	Keep the Peace	8	15	1.3	19.5	4	10	1.3	13.0
	911 call / 911 hang up	1	14	1.3	18.2	8	22	1.3	28.6
	911 hang up - Pocket Dial	0	0		0.0	0	1	1.3	1.3
	911 call - Dropped Cell	3	13	1.3	16.9	2	9	1.3	11.7
	Total	19	65	1.3	84.5	27	70	1.3	91.0
Traffic	MVC - Personal Injury (MOTOR VEHICLE COLLISION)	6	7	3.4	23.8	2	5	3.4	17.0
	MVC - Prop. Dam. Non Reportable	2	4	3.4	13.6	0	6	3.4	20.4
	MVC - Prop. Dam. Reportable (MOTOR VEHICLE COLLISION)	13	30	3.4	102.0	13	35	3.4	119.0
	MVC - Prop. Dam. Failed to Remain (MOTOR VEHICLE COLLISION)	2	4	3.4	13.6	0	1	3.4	3.4

Report Content Last Updated:
2021/10/02

Report generated by:
Pollock, Jennifer

Report generated on:
Oct 6, 2021 8:32:27 AM
Page 4 of 5



Calls For Service (CFS) Billing Summary Report

Douro-Dummer July to September - 2021

Billing Categories (Billing categories below do not match traditional crime groupings)		2021				2020			
		July to September	Year to Date	Time Standard	Year To Date Weighted Hours	July to September	Year to Date	Time Standard	Year To Date Weighted Hours
Traffic	MVC - Others (MOTOR VEHICLE COLLISION)	0	1	3.4	3.4	0	1	3.4	3.4
	Total	23	46	3.4	156.4	15	48	3.4	163.2
Total		160	390		1,579.6	151	439		1,803.7

Note to Detachment Commanders:

- The content of each report is to be shared by the Detachment Commander only with the municipality for which it was generated. The municipality may treat this as a public document and distribute it as they wish.
- All data is sourced from the Niche RMS application. Included are 'reported' occurrences (actuals and unfounded occurrences) for 'billable' occurrences ONLY. Data is refreshed on a weekly basis.
- The Traffic category includes motor vehicle collision (MVC) occurrences entered into Niche (UCR code 8521). MVCs are NOT sourced from the eCRS application for this report.
- Only the primary violation is counted within an occurrence.
- Time standards displayed are for the 2021 billing period.

Note to Municipalities:

- Data contained within this report is dynamic in nature and numbers will change over time as the Ontario Provincial Police continues to investigate and solve crime.
- This report is NOT to be used for crime trend analysis as not all occurrences are included.
- Data groupings within this report do not match traditional crime groupings seen in other public reports such as the OPP Police Services Board reports or Statistics Canada reporting.

Report Content Last Updated:
2021/10/02

Report generated by:
Pollock, Jennifer

Report generated on:
Oct 6, 2021 8:32:27 AM
Page 5 of 5

PETERBOROUGH COUNTY OPP

453 Lansdowne St. E
Peterborough, ON. K9J 6Z6
BLACK CAT

Speed Enforcement Evaluator

Location:
BIRCHVIEW ROAD

Total Percentage of
Enforceable Violations

GPS:

0' 0.0000 South
0' 0.0000 East

Closest Cross Street:
FIDDLERS LANE

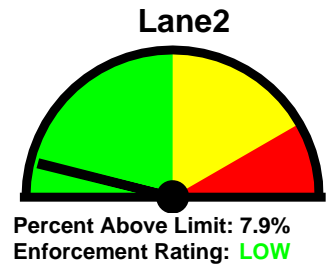
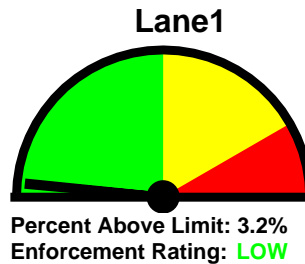
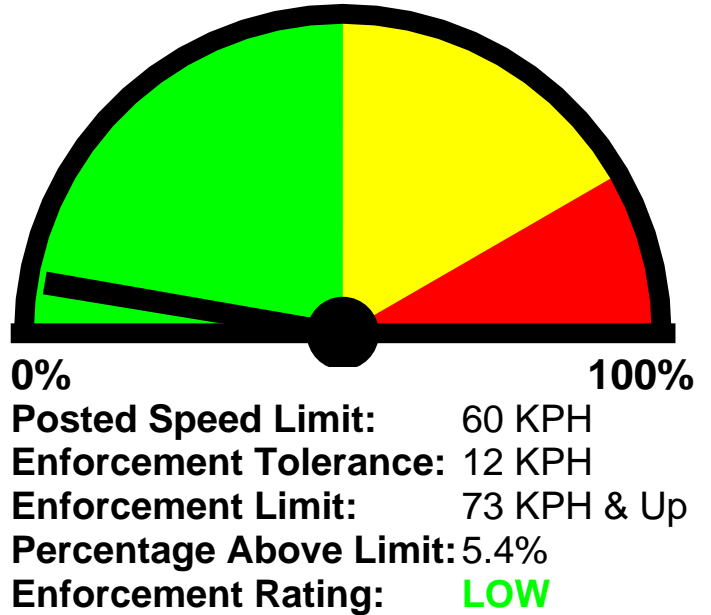
Analysis Dates:

August 11, 2021
August 20, 2021

Equipment Used:
BLACK CAT

Installed By:
PETERBOROUGH OPP CDPU

Requested By:
DOURO DUMMER



PETERBOROUGH COUNTY OPP

453 Lansdowne St. E
Peterborough, ON. K9J 6Z6

BLACK CAT

Best Times for Enforcement

Location:

BIRCHVIEW ROAD

GPS:

Not Available

Closest Cross Street:

FIDDLERS LANE

Analysis Dates:

August 11, 2021

August 20, 2021

Equipment Used:

BLACK CAT

Installed By:

PETERBOROUGH OPP CDPU

Requested By:

DOURO DUMMER

Sun

Combined: 1 PM to 5 PM

Lane1: 1 PM to 5 PM

Lane2: 11 AM to 3 PM

Mon

Combined: 3 PM to 7 PM

Lane1: 3 PM to 7 PM

Lane2: 3 PM to 7 PM

Tue

Combined: 3 PM to 7 PM

Lane1: 1 PM to 5 PM

Lane2: 3 PM to 7 PM

Wed

Combined: 3 PM to 7 PM

Lane1: 5 PM to 9 PM

Lane2: Noon to 4 PM

Thu

Combined: 2 PM to 6 PM

Lane1: 5 PM to 9 PM

Lane2: 2 PM to 6 PM

Fri

Combined: 10 AM to 2 PM

Lane1: 3 PM to 7 PM

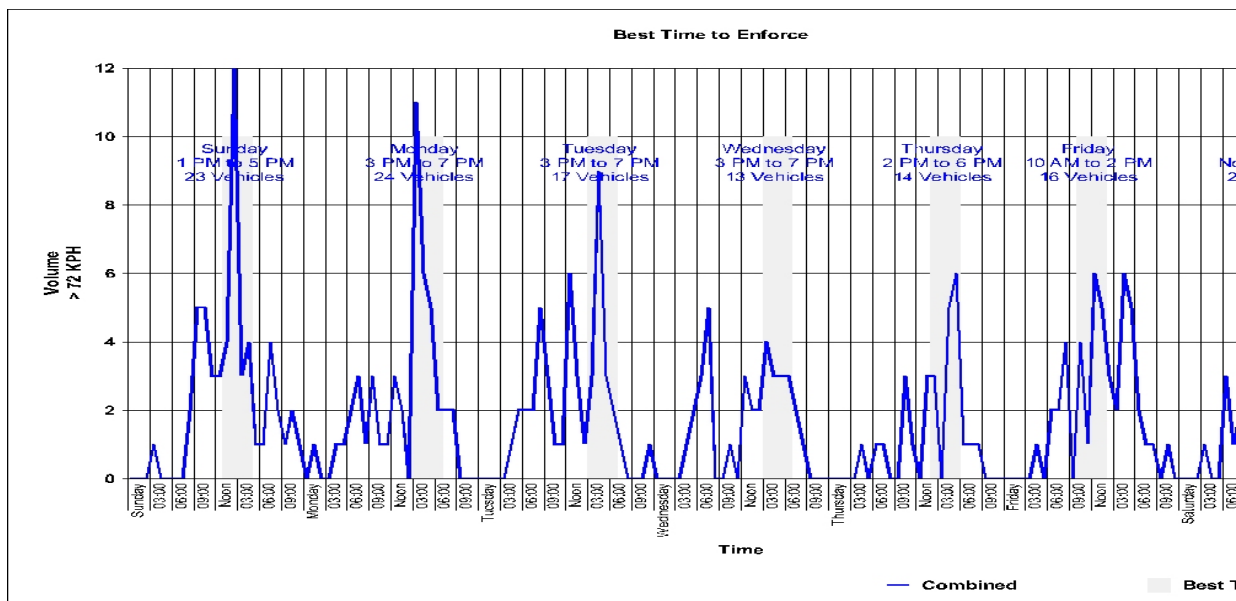
Lane2: 10 AM to 2 PM

Sat

Combined: Noon to 4 PM

Lane1: 11 AM to 3 PM

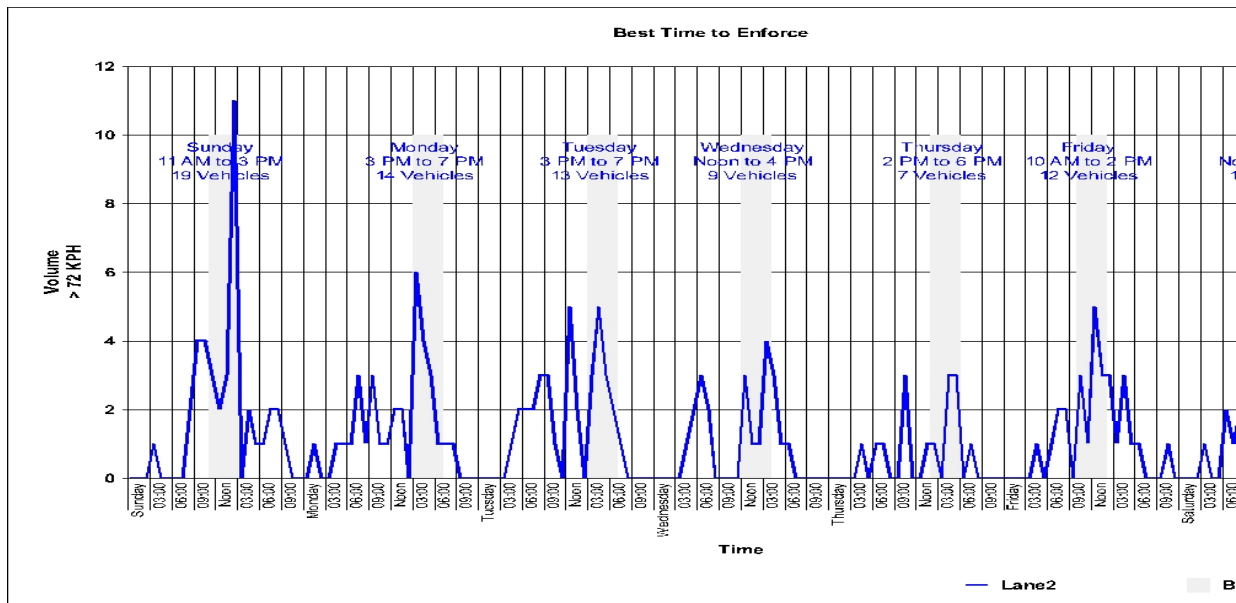
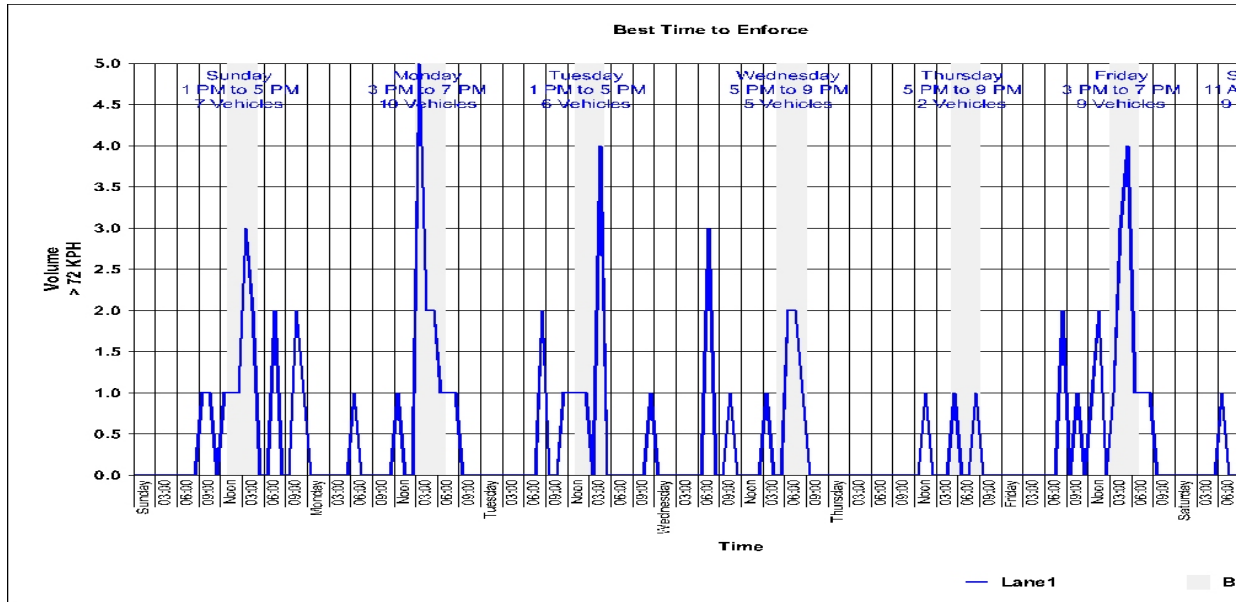
Lane2: Noon to 4 PM



PETERBOROUGH COUNTY OPP

453 Lansdowne St. E
Peterborough, ON. K9J 6Z6

BLACK CAT



PETERBOROUGH COUNTY OPP

453 Lansdowne St. E
Peterborough, ON. K9J 6Z6

BLACK CAT

Page 1

Site Code:
Station ID:
BIRCHVIEW ROAD
FIDDLERS LANE
Latitude: 0' 0.0000 South

Volume Sorted By Speed for 11-Aug-21 to 20-Aug-21

Direction: Combined

Speed	Volume
11	12
12	0
13	6
14	6
15	0
16	5
17	0
18	11
19	21
20	0
21	9
22	0
23	22
24	9
25	0
26	16
27	11
28	0
29	10
30	0
31	15
32	13
33	0
34	27
35	28
36	0
37	19
38	0
39	34
40	67
41	0
42	44
43	84
44	0
45	54
46	0
47	180
48	298
49	0
50	180
51	392
52	0
53	233
54	0
55	577
56	671
57	0
58	438
59	0
60	773
61	340
62	0
63	627
64	588
65	0
66	301
67	0
68	541
69	322
70	0
71	125
72	202
73	0
74	59
75	0
76	148
77	75
78	0
79	29
80	44
81	0

PETERBOROUGH COUNTY OPP

453 Lansdowne St. E
Peterborough, ON. K9J 6Z6

BLACK CAT

82	21	
83	0	
84	12	
85	13	
86	0	
87	3	
88	6	
89	0	
90	3	
91	0	
92	2	
93	2	
94	0	
95	0	
96	0	
97	1	
98	1	
99	0	
100	0	
101	0	
102	0	
103	0	
104	0	
105	0	
106	0	
107	0	
108	0	
109	0	
110	0	
111	0	
112	0	
113	0	
114	0	
115	0	
116	0	
117	0	
118	0	
119	0	
120	0	
121	1	
122	0	
123	0	
124	0	
125	0	
126	0	
127	0	
128	0	
129	0	
130	0	
131	0	
132	1	

PETERBOROUGH COUNTY OPP

453 Lansdowne St. E
Peterborough, ON. K9J 6Z6

BLACK CAT

Page 3

Site Code:
Station ID:
BIRCHVIEW ROAD
FIDDLERS LANE
Latitude: 0' 0.0000 South

Volume Sorted By Speed for 11-Aug-21 to 20-Aug-21

Direction: Lane1

Speed	Volume
11	4
12	0
13	3
14	4
15	0
16	5
17	0
18	11
19	18
20	0
21	6
22	0
23	19
24	8
25	0
26	14
27	11
28	0
29	9
30	0
31	11
32	8
33	0
34	25
35	16
36	0
37	15
38	0
39	25
40	46
41	0
42	28
43	67
44	0
45	32
46	0
47	130
48	204
49	0
50	121
51	267
52	0
53	148
54	0
55	364
56	386
57	0
58	218
59	0
60	401
61	171
62	0
63	299
64	286
65	0
66	124
67	0
68	202
69	114
70	0
71	46
72	71
73	0
74	21
75	0
76	47
77	23
78	0
79	8
80	14
81	0

PETERBOROUGH COUNTY OPP

453 Lansdowne St. E
Peterborough, ON. K9J 6Z6

BLACK CAT

82	8	
83	0	
84	2	
85	4	
86	0	
87	0	
88	1	
89	0	
90	0	
91	0	
92	1	
93	0	
94	0	
95	0	
96	0	
97	0	
98	0	
99	0	
100	0	
101	0	
102	0	
103	0	
104	0	
105	0	
106	0	
107	0	
108	0	
109	0	
110	0	
111	0	
112	0	
113	0	
114	0	
115	0	
116	0	
117	0	
118	0	
119	0	
120	0	
121	1	

PETERBOROUGH COUNTY OPP

453 Lansdowne St. E
Peterborough, ON. K9J 6Z6

BLACK CAT

Page 5

Site Code:
Station ID:
BIRCHVIEW ROAD
FIDDLERS LANE
Latitude: 0' 0.0000 South

Volume Sorted By Speed for 11-Aug-21 to 20-Aug-21

Direction: Lane2

Speed	Volume
11	8
12	0
13	3
14	2
15	0
16	0
17	0
18	0
19	3
20	0
21	3
22	0
23	3
24	1
25	0
26	2
27	0
28	0
29	1
30	0
31	4
32	5
33	0
34	2
35	12
36	0
37	4
38	0
39	9
40	21
41	0
42	16
43	17
44	0
45	22
46	0
47	50
48	94
49	0
50	59
51	125
52	0
53	85
54	0
55	213
56	285
57	0
58	220
59	0
60	372
61	169
62	0
63	328
64	302
65	0
66	177
67	0
68	339
69	208
70	0
71	79
72	131
73	0
74	38
75	0
76	101
77	52
78	0
79	21
80	30
81	0

PETERBOROUGH COUNTY OPP

453 Lansdowne St. E
Peterborough, ON. K9J 6Z6

BLACK CAT

82	13	
83	0	
84	10	
85	9	
86	0	
87	3	
88	5	
89	0	
90	3	
91	0	
92	1	
93	2	
94	0	
95	0	
96	0	
97	1	
98	1	
99	0	
100	0	
101	0	
102	0	
103	0	
104	0	
105	0	
106	0	
107	0	
108	0	
109	0	
110	0	
111	0	
112	0	
113	0	
114	0	
115	0	
116	0	
117	0	
118	0	
119	0	
120	0	
121	0	
122	0	
123	0	
124	0	
125	0	
126	0	
127	0	
128	0	
129	0	
130	0	
131	0	
132	1	

Speed Enforcement Evaluator

Location:
Water Street

**Total Percentage of
Enforceable Violations**

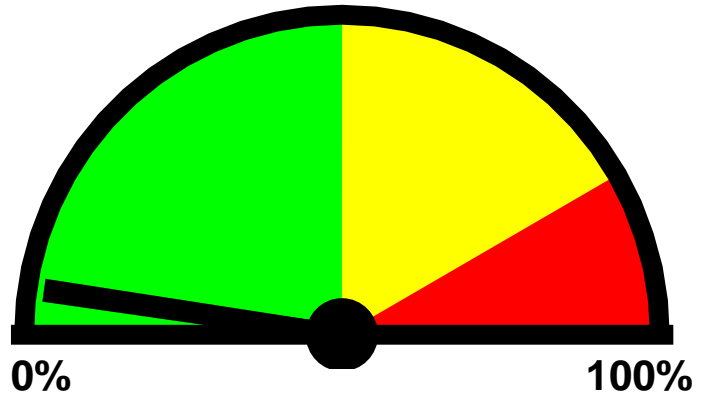
Closest Cross Street:
West Street

Analysis Dates:
24-Jun-21
1-Jul-21

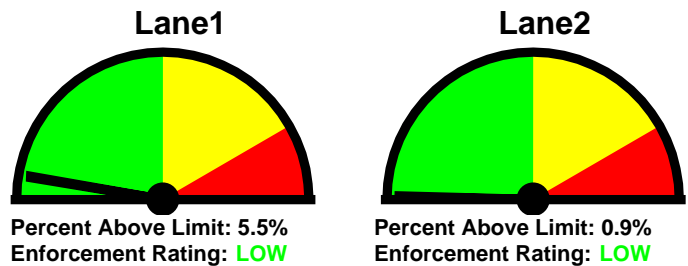
Equipment Used:
Blackcat

Installed By:
Peterborough County CDPU

Requested By:
Douro-Dummer Twp



Posted Speed Limit: 50 KPH
Enforcement Tolerance: 15 KPH
Enforcement Limit: 66 KPH & Up
Percentage Above Limit: 4.9%
Enforcement Rating: **LOW**



Combined

1-25	26-30	31-35	36-40	41-45	46-50	51-55	56-60	61-65	66-70	71-75	76-80	81-85	>85
83	61	150	394	576	1644	1947	1617	747	270	53	34	4	7

85 percentile = 60

Lane1

1-25	26-30	31-35	36-40	41-45	46-50	51-55	56-60	61-65	66-70	71-75	76-80	81-85	>85
64	52	113	246	384	1314	1757	1518	725	263	53	34	4	5

85 percentile = 60

Lane2

1-25	26-30	31-35	36-40	41-45	46-50	51-55	56-60	61-65	66-70	71-75	76-80	81-85	>85
19	9	37	148	192	330	190	99	22	7	0	0	0	2

85 percentile = 54

Best Times for Enforcement

Location:

Water Street

GPS:

Not Available

Closest Cross Street:

West Street

Analysis Dates:

24-Jun-21

1-Jul-21

Equipment Used:

Blackcat

Installed By:

Peterborough County CDPU

Requested By:

Douro-Dummer Twp

Sun

Combined: 11 AM to 2 PM

Lane1: 11 AM to 2 PM

Mon

Combined: 5 AM to 8 AM

Lane1: 5 AM to 8 AM

Lane2: 3 PM to 6 PM

Tue

Combined: 5 AM to 8 AM

Lane1: 5 AM to 8 AM

Lane2: 9 AM to Noon

Wed

Combined: 6 PM to 9 PM

Lane1: 4 PM to 7 PM

Lane2: 5 PM to 8 PM

Thu

Combined: 3 PM to 6 PM

Lane1: 3 PM to 6 PM

Lane2: 5 AM to 8 AM

Fri

Combined: 6 PM to 9 PM

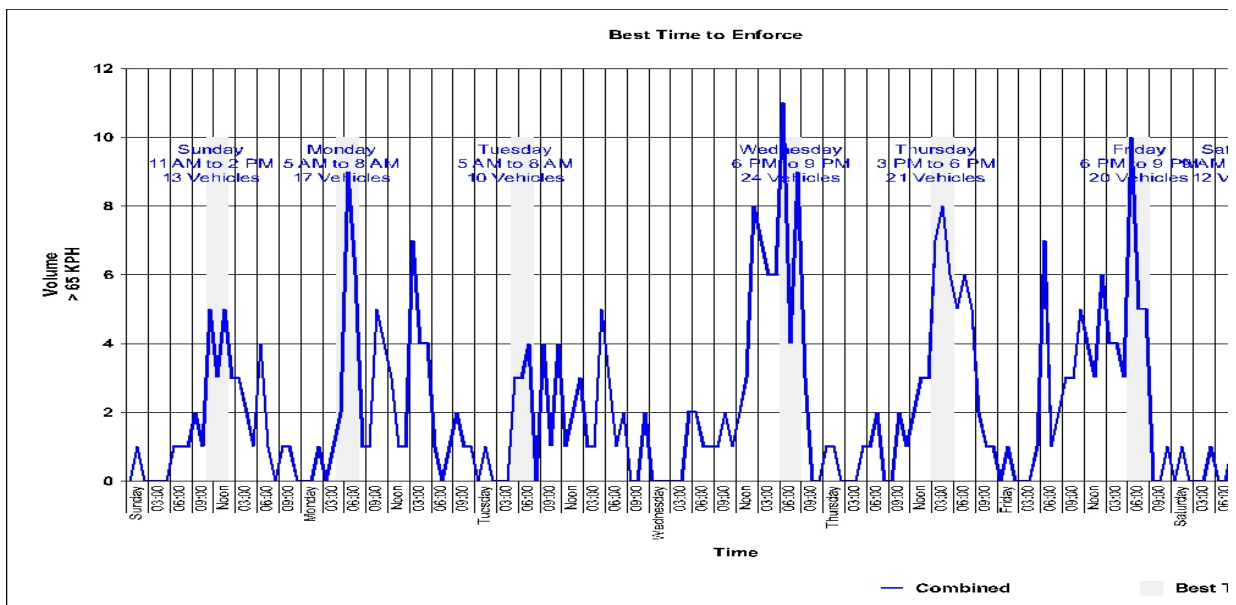
Lane1: 6 PM to 9 PM

Lane2: Midnight to 3 AM

Sat

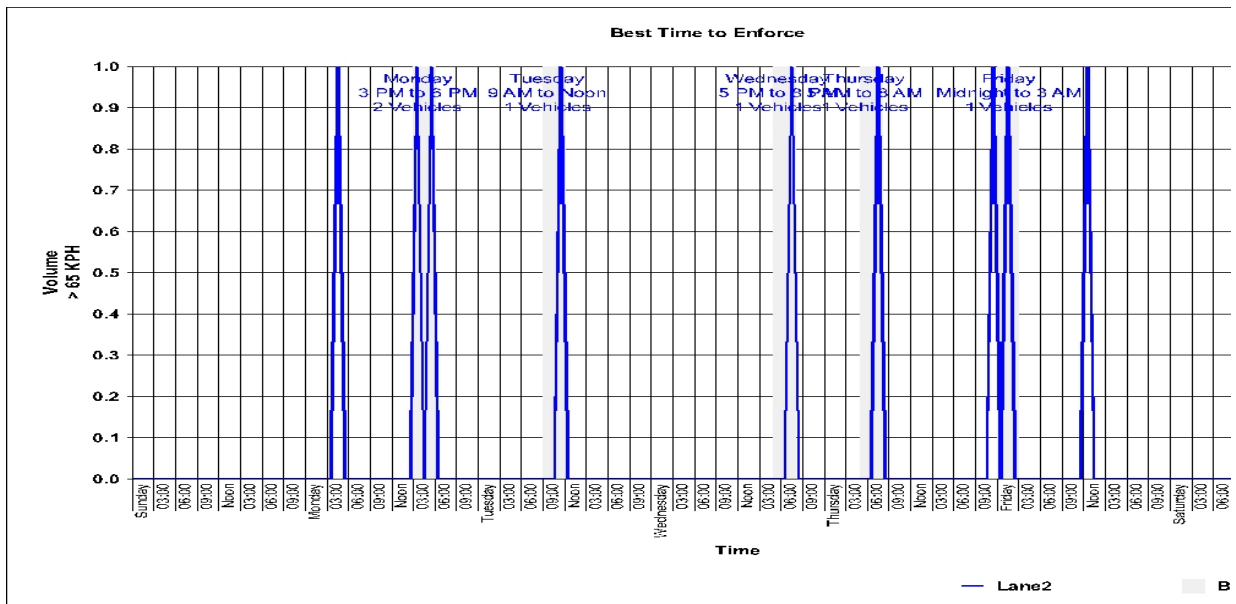
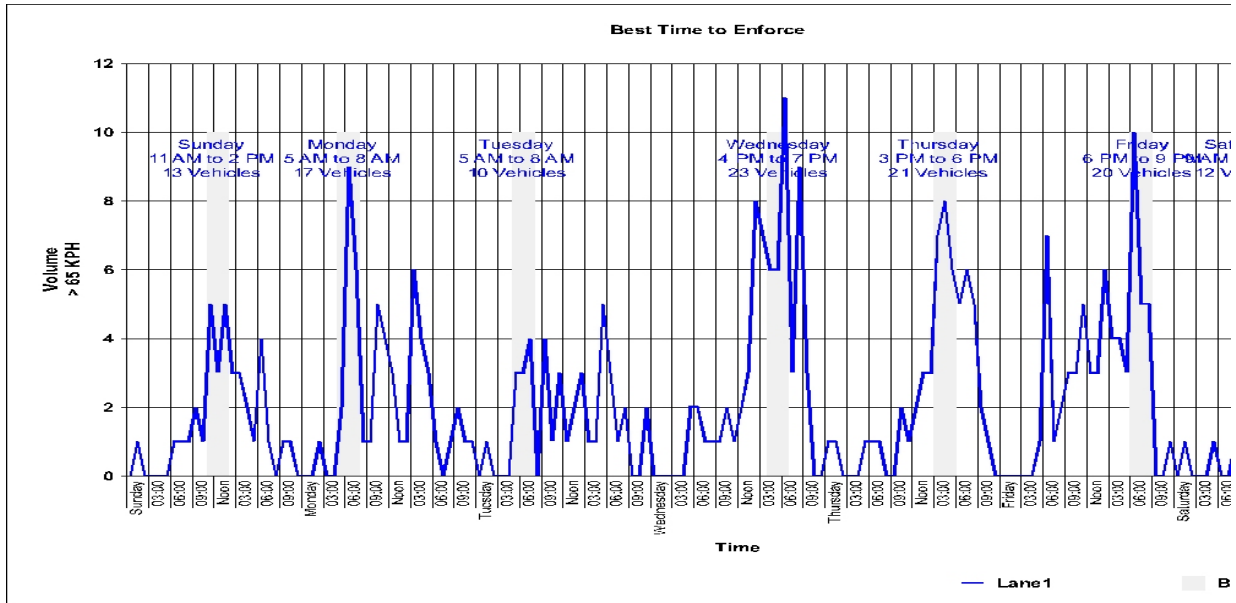
Combined: 9 AM to Noon

Lane1: 9 AM to Noon



Peterborough County OPP

Blackcat Reports



Site Code:
Station ID:
Water Street
West Street
Latitude: 0' 0.0000 South

Volume Sorted By Speed for 24-Jun-21 to 01-Jul-21

Direction: Combined

Speed	Volume
11	17
12	0
13	3
14	3
15	0
16	1
17	0
18	7
19	9
20	0
21	10
22	0
23	28
24	5
25	0
26	20
27	30
28	0
29	11
30	0
31	33
32	19
33	0
34	32
35	66
36	0
37	51
38	0
39	127
40	216
41	0
42	126
43	274
44	0
45	176
46	0
47	504
48	760
49	0
50	379
51	759
52	0
53	403
54	0
55	785
56	736
57	0
58	361
59	0
60	520
61	192
62	0
63	333
64	222
65	0
66	72
67	0
68	125
69	73
70	0
71	18
72	27
73	0
74	8
75	0
76	20
77	12
78	0
79	1
80	1
81	0

Peterborough County OPP

Blackcat Reports

82	1
83	0
84	3
85	0
86	0
87	1
88	0
89	0
90	1
91	0
92	0
93	0
94	0
95	0
96	0
97	0
98	0
99	0
100	0
101	0
102	0
103	0
104	0
105	0
106	2
107	0
108	0
109	2
110	0
111	0
112	0
113	0
114	0
115	0
116	1

Site Code:
Station ID:
Water Street
West Street
Latitude: 0' 0.0000 South

Volume Sorted By Speed for 24-Jun-21 to 01-Jul-21

Direction: Lane1

Speed	Volume
11	16
12	0
13	2
14	2
15	0
16	1
17	0
18	2
19	5
20	0
21	7
22	0
23	24
24	5
25	0
26	19
27	22
28	0
29	11
30	0
31	25
32	16
33	0
34	24
35	48
36	0
37	28
38	0
39	80
40	138
41	0
42	79
43	188
44	0
45	117
46	0
47	392
48	607
49	0
50	314
51	664
52	0
53	368
54	0
55	725
56	688
57	0
58	332
59	0
60	498
61	187
62	0
63	319
64	219
65	0
66	69
67	0
68	123
69	71
70	0
71	18
72	27
73	0
74	8
75	0
76	20
77	12
78	0
79	1
80	1
81	0

Peterborough County OPP

Blackcat Reports

82	1
83	0
84	3
85	0
86	0
87	1
88	0
89	0
90	1
91	0
92	0
93	0
94	0
95	0
96	0
97	0
98	0
99	0
100	0
101	0
102	0
103	0
104	0
105	0
106	1
107	0
108	0
109	2

Site Code:
Station ID:
Water Street
West Street
Latitude: 0' 0.0000 South

Volume Sorted By Speed for 24-Jun-21 to 01-Jul-21

Direction: Lane2

Speed	Volume
11	1
12	0
13	1
14	1
15	0
16	0
17	0
18	5
19	4
20	0
21	3
22	0
23	4
24	0
25	0
26	1
27	8
28	0
29	0
30	0
31	8
32	3
33	0
34	8
35	18
36	0
37	23
38	0
39	47
40	78
41	0
42	47
43	86
44	0
45	59
46	0
47	112
48	153
49	0
50	65
51	95
52	0
53	35
54	0
55	60
56	48
57	0
58	29
59	0
60	22
61	5
62	0
63	14
64	3
65	0
66	3
67	0
68	2
69	2
70	0
71	0
72	0
73	0
74	0
75	0
76	0
77	0
78	0
79	0
80	0
81	0

Peterborough County OPP

Blackcat Reports

82	0
83	0
84	0
85	0
86	0
87	0
88	0
89	0
90	0
91	0
92	0
93	0
94	0
95	0
96	0
97	0
98	0
99	0
100	0
101	0
102	0
103	0
104	0
105	0
106	1
107	0
108	0
109	0
110	0
111	0
112	0
113	0
114	0
115	0
116	1

OPP 2022 Annual Billing Statement

Douro-Dummer Tp

Estimated costs for the period January 1 to December 31, 2022

Please refer to www.opp.ca for 2022 Municipal Policing Billing General Information summary for further details.

			Cost per Property \$	Total Cost \$
Base Service	Property Counts			
	Household	3,699		
	Commercial and Industrial	94		
	Total Properties	<u>3,793</u>	172.07	652,667
Calls for Service	(see summaries)			
	Total all municipalities	176,906,037		
	Municipal portion	0.1429%	66.64	252,775
Overtime	(see notes)		6.64	25,182
Prisoner Transportation	(per property cost)		1.71	6,486
Accommodation/Cleaning Services	(per property cost)		<u>4.83</u>	<u>18,320</u>
Total 2022 Estimated Cost			<u>251.89</u>	955,431
2020 Year-End Adjustment	(see summary)			8,463
Grand Total Billing for 2022				<u>963,894</u>
2022 Monthly Billing Amount				80,325

OPP 2022 Annual Billing Statement

Douro-Dummer Tp

Estimated costs for the period January 1 to December 31, 2022

Notes to Annual Billing Statement

- 1) **Municipal Base Services and Calls for Service Costs** - The costs allocated to municipalities are determined based on the costs assigned to detachment staff performing municipal policing activities across the province. A statistical analysis of activity in detachments is used to determine the municipal policing workload allocation of all detachment-based staff as well as the allocation of the municipal workload between base services and calls for service activity. For 2022 billing purposes the allocation of the municipal workload in detachments has been calculated to be 51.3 % Base Services and 48.7 % Calls for Service. The total 2022 Base Services and Calls for Service cost calculation is detailed on the Base Services and Calls for Service Cost Summary included in the municipal billing package.
- 2) **Base Services** - The cost to each municipality is determined by the number of properties in the municipality and the standard province-wide average cost per property of \$172.07 estimated for 2022. The number of municipal properties is determined based on MPAC data. The calculation of the standard province-wide base cost per property is detailed on Base Services and Calls for Service Cost Summary included in the municipal billing package.
- 3) **Calls for Service** - The municipality's Calls for Service cost is a proportionate share of the total cost of municipal calls for service costs calculated for the province. A municipality's proportionate share of the costs is based on weighted time standards applied to the historical calls for service. The municipality's total weighted time is calculated as a percentage of the total of all municipalities.
- 4) **Overtime** - Municipalities are billed for overtime resulting from occurrences in their geographic area and a portion of overtime that is not linked specifically to a municipality, such as training. Municipalities are not charged for overtime identified as a provincial responsibility. The overtime activity for the calendar years 2017, 2018, 2019 and 2020 has been analyzed and averaged to estimate the 2022 costs. The costs incorporate the 2022 salary rates and a discount to reflect overtime paid as time in lieu. The overtime costs incurred in servicing detachments for shift shortages have been allocated on a per property basis based on straight time. Please be advised that these costs will be reconciled to actual 2022 hours and salary rates and included in the 2024 Annual Billing Statement.
- 5) **Court Security and Prisoner Transportation (CSPT)** - Municipalities with court security responsibilities in local courthouses are billed court security costs based on the cost of the staff required to provide designated court security activities. Prisoner transportation costs are charged to all municipalities based on the standard province-wide per property cost. The 2022 costs have been estimated based on the average of 2019 and 2020 activity levels. These costs will be reconciled to the actual cost of service required in 2022.

There was no information available about the status of 2022 Court Security Prisoner Transportation Grant Program at the time of the Annual Billing Statement preparation.

- 6) **Year-end Adjustment** - The 2020 adjustment accounts for the difference between the amount billed based on the estimated cost in the Annual Billing Statement and the reconciled cost in the Year-end Summary. The most significant year-end adjustments are resulting from the cost of actual versus estimated municipal requirements for overtime, contract enhancements and court security.

OPP 2022 Estimated Base Services and Calls for Service Cost Summary
Estimated Costs for the period January 1, 2022 to December 31, 2022

Salaries and Benefits		Positions	Base	Total Base Services and Calls for Service	Base Services	Calls for Service
		FTE	%	\$/FTE	\$	\$
Uniform Members	Note 1					
Inspector		25.67	100.0	165,275	4,242,606	4,242,606
Staff Sergeant-Detachment Commander		10.22	100.0	149,786	1,530,809	1,530,809
Staff Sergeant		34.26	100.0	139,615	4,783,200	4,783,200
Sergeant		219.83	51.3	125,157	27,513,174	14,125,173
Constable		1,662.49	51.3	106,938	177,782,764	91,275,557
Part-Time Constable		9.01	51.3	85,283	768,400	394,860
Total Uniform Salaries		1,961.48		-	216,620,953	116,352,206
Statutory Holiday Payout				4,030	7,868,939	4,177,554
Shift Premiums				1,076	2,034,976.43	1,044,780
Uniform Benefits - Inspector				28.75%	1,219,749	1,219,749
Uniform Benefits - Full-Time Salaries				31.51%	66,678,295	35,201,315
Uniform Benefits - Part-Time Salaries				15.15%	116,413	59,821
Total Uniform Salaries & Benefits					294,539,325	158,055,424
Detachment Civilian Members	Note 1					
Detachment Administrative Clerk		173.94	51.3	66,976	11,649,837	5,980,973.12
Detachment Operations Clerk		1.81	51.3	63,711	115,316	59,251
Detachment Clerk - Typist		0.32	51.3	57,766	18,485	9,243
Court Officer - Administration		19.81	51.3	67,788	1,342,878	689,403
Crimestoppers Co-ordinator		0.80	51.3	63,385	50,708	25,988
Total Detachment Civilian Salaries		196.68			13,177,224	6,764,857
Civilian Benefits - Full-Time Salaries				32.17%	4,239,113	2,176,254
Total Detachment Civilian Salaries & Benefits					17,416,337	8,941,111
Support Costs - Salaries and Benefits	Note 2					
Communication Operators				6,832	13,400,831	7,113,342
Prisoner Guards				2,016	3,954,344	2,099,019
Operational Support				5,154	10,109,468	5,366,242
RHQ Municipal Support				2,720	5,335,226	2,832,010
Telephone Support				119	233,416	123,900
Office Automation Support				673	1,320,076	700,714
Mobile and Portable Radio Support				312	614,793	326,293
Total Support Staff Salaries and Benefits Costs					34,968,154	18,561,519
Total Salaries & Benefits					346,923,815	185,558,055
Other Direct Operating Expenses	Note 2					
Communication Centre				178	349,143	185,330
Operational Support				802	1,573,107	835,026
RHQ Municipal Support				118	231,455	122,859
Telephone				1,615	3,167,790	1,681,506
Mobile Radio Equipment Repairs & Maintenance				39	76,849	40,787
Office Automation - Uniform				2,545	4,991,967	2,649,803
Office Automation - Civilian				1,778	349,697	179,525
Vehicle Usage				8,750	17,162,950	9,110,325
Detachment Supplies & Equipment				456	894,435	474,778
Uniform & Equipment				2,178	4,291,727	2,277,774
Uniform & Equipment - Court Officer				920	18,225	9,356
Total Other Direct Operating Expenses					33,107,345	17,567,069
Total 2022 Municipal Base Services and Calls for Service Cost					\$ 380,031,161	\$ 203,125,124
Total OPP-Policed Municipal Properties						1,180,469
Base Services Cost per Property						\$ 172.07

OPP 2022 Estimated Base Services and Calls for Service Cost Summary
Estimated Costs for the period January 1, 2022 to December 31, 2022

Notes:

Total Base Services and Calls for Service Costs are based on the cost of salary, benefit, support and other direct operating expenses for staff providing policing services to municipalities. Staff is measured in full-time equivalent (FTE) units and the costs per FTE are described in the notes below.

- 1) Full-time equivalents (FTEs) are based on average municipal detachment staffing levels for the years 2017 through 2020. Contract enhancements, court security, prisoner transportation and cleaning staff are excluded.

The equivalent of 91.56 FTEs with a cost of \$16,000,469 has been excluded from municipal costs to reflect the average municipal detachment FTEs required for provincially-mandated responsibilities eligible for Provincial Service Usage credit.

Salary rates are based on weighted average rates for municipal detachment staff by rank, level and classification. The 2022 salaries incorporate the 2022 general salary rate increases set in the 2019 to 2022 OPPA Uniform and Civilian Collective Agreements, (uniform staff - 1.85%, civilian staff - 1.0%). The benefit rates are based on the most recent rates set by the Treasury Board Secretariat, (2021-22). Statutory Holiday Payouts, Shift Premiums, and Benefit costs are subject to reconciliation.

FTEs have been apportioned between Base Services and Calls for Service costs based on the current ratio, 51.3% Base Services : 48.7% Calls for Service.

- 2) Support Staff Costs and Other Direct Operating Expenses for uniform FTEs are calculated on a per FTE basis as per rates set in the 2021 Municipal Policing Cost-Recovery Formula.

OPP 2022 Calls for Service Billing Summary
Douro-Dummer Tp
Estimated costs for the period January 1 to December 31, 2022

Calls for Service Billing Workgroups	Calls for Service Count					2022 Average Time Standard	Total Weighted Time	% of Total Provincial Weighted Time	2022 Estimated Calls for Service Cost
	2017	2018	2019	2020	Four Year Average				
					A	B	C = A * B		
					Note 1			Note 2	Note 3
Drug Possession	4	3	3	1	3	7.0	19	0.0011%	1,957
Drugs	1	1	-	2	1	55.1	55	0.0032%	5,602
Operational	245	277	283	273	270	3.7	997	0.0573%	101,378
Operational 2	121	191	300	100	178	1.3	231	0.0133%	23,526
Other Criminal Code Violation	14	17	14	11	14	7.7	108	0.0062%	10,960
Property Crime Violations	56	47	49	59	53	6.5	343	0.0197%	34,859
Statutes & Acts	22	35	38	45	35	3.4	119	0.0068%	12,098
Traffic	82	88	95	73	85	3.5	296	0.0170%	30,068
Violent Criminal Code	16	22	24	17	20	16.1	318	0.0183%	32,328
Total	561	681	806	581	657		2,486	0.1429%	\$252,775
Provincial Totals	Note 4	377,853	398,860	439,328	360,967	394,252	1,740,049	100.0%	\$176,906,037

Notes to Calls for Service Billing Summary

- 1) Displayed without decimal places, exact numbers used in calculations
- 2) Displayed to four decimal places, nine decimal places used in calculations
- 3) Total costs rounded to zero decimals
- 4) Provincial Totals exclude data for both amalgamations (post 2018) and dissolutions

This page intentionally left blank

OPP 2022 Calls for Service Details
Douro-Dummer Tp
For the calendar years 2017 to 2020

Calls for Service Billing Workgroups	Calls for Service Count				Four Year Average
	2017	2018	2019	2020	
Grand Total	561	681	806	581	657.25
Drug Possession	4	3	3	1	2.75
Drug Related Occurrence	2	1	2	0	1.25
Possession - Cannabis	2	1	0	0	0.75
Possession - Cocaine	0	0	1	1	0.50
Possession - Other Controlled Drugs and Substances Act	0	1	0	0	0.25
Drugs	1	1	0	2	1.00
Cultivate/Propagate/Harvest cannabis by adult	0	0	0	1	0.25
Possession of cannabis for purpose of selling	0	0	0	1	0.25
Production - Cannabis (Marihuana) (Cultivation)	1	0	0	0	0.25
Trafficking - Cocaine	0	1	0	0	0.25
Operational	245	277	283	273	269.50
Accident - non-MVC - Construction Site	0	1	1	0	0.50
Accident - non-MVC - Master Code	0	0	1	0	0.25
Accident - Non-MVC - Others	0	0	0	1	0.25
Alarm - Master Code	1	0	0	0	0.25
Alarm - Others	2	8	1	0	2.75
Animal - Bear Complaint	0	1	0	1	0.50
Animal - Bite	1	1	5	1	2.00
Animal - Dog Owners Liability Act	1	1	3	2	1.75
Animal - Injured	4	2	5	6	4.25
Animal - Master Code	1	0	1	2	1.00
Animal - Other	8	3	8	1	5.00
Animal - Rabid	1	0	0	1	0.50
Animal - Stray	5	1	3	14	5.75
Assist Fire Department	0	4	4	2	2.50
Assist Public	54	63	66	64	61.75
Bomb Threat	0	1	0	0	0.25
By-Law - Master Code	0	0	0	2	0.50
Distressed / Overdue Motorist	0	0	0	2	0.50
Domestic Disturbance	24	25	28	44	30.25
Family Dispute	29	26	25	17	24.25
Fire - Building	1	5	3	1	2.50
Fire - Other	0	0	0	2	0.50
Fire - Vehicle	1	3	2	3	2.25
Firearms (Discharge) By-Law	0	0	0	1	0.25
Found - Bicycles	0	0	1	0	0.25
Found - Gun	1	0	0	1	0.50
Found - License Plate	0	1	0	0	0.25
Found - Others	3	3	1	1	2.00
Found - Personal Accessories	0	3	2	1	1.50
Found Property - Master Code	0	1	3	3	1.75
Insecure Condition - Building	1	3	1	0	1.25
Insecure Condition - Master Code	0	0	0	1	0.25
Insecure Condition - Others	1	0	0	0	0.25

OPP 2022 Calls for Service Details
Douro-Dummer Tp
For the calendar years 2017 to 2020

Calls for Service Billing Workgroups	Calls for Service Count				Four Year Average
	2017	2018	2019	2020	
Lost - Gun	0	1	1	0	0.50
Lost - License Plate	1	1	0	0	0.50
Lost - Machinery & Tools	0	0	1	0	0.25
Lost - Others	1	3	1	0	1.25
Lost - Personal Accessories	4	5	0	0	2.25
Lost - Vehicle Accessories	0	0	1	0	0.25
Lost Property - Master Code	0	0	2	2	1.00
Medical Assistance - Other	1	1	1	0	0.75
Missing Person 12 & older	1	1	3	2	1.75
Missing Person Located 12 & older	2	3	2	2	2.25
Missing Person Located 12 & older - Foul play suspected	0	0	0	1	0.25
Missing Person under 12	2	0	0	0	0.50
Neighbour Dispute	12	30	23	24	22.25
Noise By-Law	1	1	0	1	0.75
Noise Complaint - Animal	0	0	7	3	2.50
Noise Complaint - Business	1	0	1	0	0.50
Noise Complaint - Master Code	1	0	8	16	6.25
Noise Complaint - Others	1	5	1	0	1.75
Noise Complaint - Residence	16	10	8	1	8.75
Other Municipal By-Laws	1	3	6	1	2.75
Phone - Master Code	0	2	3	0	1.25
Phone - Nuisance - No Charges Laid	1	3	2	0	1.50
Phone - Obscene - No Charges Laid	0	1	0	0	0.25
Phone - Other - No Charges Laid	2	3	1	0	1.50
Sudden Death - Drowning	1	0	0	0	0.25
Sudden Death - Natural Causes	9	3	5	4	5.25
Sudden Death - Others	0	3	2	1	1.50
Sudden Death - Suicide	1	0	1	0	0.50
Suspicious Person	13	26	14	17	17.50
Suspicious vehicle	18	6	6	16	11.50
Traffic By-Law	2	0	1	0	0.75
Trouble with Youth	6	4	8	5	5.75
Unwanted Persons	6	5	8	1	5.00
Vehicle Recovered - Automobile	1	0	1	2	1.00
Vehicle Recovered - Master Code	1	0	0	0	0.25
Vehicle Recovered - Other	0	1	0	0	0.25
Overdose/Suspected Overdose -Opioid Related	0	0	1	0	0.25
Operational 2	121	191	300	100	178.00
911 call - Dropped Cell	6	16	104	12	34.50
911 call / 911 hang up	53	90	111	29	70.75
911 hang up - Pocket Dial	10	13	28	1	13.00
False Alarm - Accidental Trip	9	7	4	0	5.00
False Alarm - Cancelled	9	14	6	0	7.25
False Alarm - Malfunction	10	12	4	0	6.50
False Alarm - Others	12	23	28	40	25.75

OPP 2022 Calls for Service Details
Douro-Dummer Tp
For the calendar years 2017 to 2020

Calls for Service Billing Workgroups	Calls for Service Count				Four Year Average
	2017	2018	2019	2020	
False Holdup Alarm - Accidental Trip	0	0	2	3	1.25
Keep the Peace	12	16	13	15	14.00
Other Criminal Code Violations	14	17	14	11	14.00
Animals - Kill or injure	1	0	0	0	0.25
Animals - Unnecessary suffering	0	0	1	0	0.25
Bail Violations - Appearance Notice	0	0	1	0	0.25
Bail Violations - Fail To Comply	2	3	9	6	5.00
Bail Violations - Others	1	0	0	1	0.50
Bail Violations - Recognizance	1	0	0	0	0.25
Breach of Probation	2	1	0	0	0.75
Breach of Probation - In relation to children	0	1	0	0	0.25
Disturb the Peace	1	7	0	0	2.00
Indecent acts - Master Code	0	1	0	0	0.25
Indecent acts - Other	1	0	0	0	0.25
Offensive Weapons - Careless use of firearms	0	0	2	1	0.75
Offensive Weapons - Carry concealed	0	0	0	1	0.25
Offensive Weapons - In Vehicle	0	1	0	0	0.25
Offensive Weapons - Other Offensive Weapons	2	1	0	0	0.75
Offensive Weapons - Other Weapons Offences	0	1	1	0	0.50
Offensive Weapons - Possession of Weapons	1	0	0	0	0.25
Offensive Weapons - Prohibited	0	1	0	0	0.25
Offensive Weapons - Restricted	1	0	0	0	0.25
Possession Of Counterfeit Money	0	0	0	1	0.25
Public Mischief - mislead peace officer	1	0	0	0	0.25
Trespass at Night	0	0	0	1	0.25
Property Crime Violations	56	47	49	59	52.75
Arson - Building	1	0	1	0	0.50
Break & Enter	12	7	4	2	6.25
Break & Enter - Firearms	0	1	1	0	0.50
Fraud - False Pretence Under \$5,000	1	0	1	1	0.75
Fraud - Master Code	0	0	1	2	0.75
Fraud - Money/property/security Over \$5,000	1	0	2	2	1.25
Fraud - Money/property/security Under \$5,000	1	7	6	9	5.75
Fraud - Other	2	0	4	3	2.25
Fraud - Steal/Forge/Poss./Use Credit Card	0	2	1	1	1.00
Fraud - Welfare benefits	0	0	1	0	0.25
Identity Theft	0	0	1	0	0.25
Interfere with lawful use, enjoyment of property	1	0	1	1	0.75
Mischief - Master Code	15	11	10	13	12.25
Personation with Intent (fraud)	0	0	1	0	0.25
Possession of Stolen Goods over \$5,000	1	0	1	0	0.50
Property Damage	4	0	5	1	2.50
Theft from Motor Vehicles Under \$5,000	2	7	1	6	4.00
Theft of - All Terrain Vehicles	1	0	1	0	0.50
Theft of - Motorcycles	1	0	0	0	0.25

OPP 2022 Calls for Service Details
Douro-Dummer Tp
For the calendar years 2017 to 2020

Calls for Service Billing Workgroups	Calls for Service Count				Four Year Average
	2017	2018	2019	2020	
Theft of - Snow Vehicles	1	0	0	0	0.25
Theft of - Trucks	1	1	0	0	0.50
Theft of Motor Vehicle	0	2	0	0	0.50
Theft Over \$5,000 - Boat (Vessel)	0	0	0	1	0.25
Theft Over \$5,000 - Mail	1	0	0	0	0.25
Theft Over \$5,000 - Master Code	0	0	0	1	0.25
Theft Over \$5,000 - Other Theft	1	0	1	0	0.50
Theft Under \$5,000 - Boat (Vessel)	0	0	1	2	0.75
Theft Under \$5,000 - Construction Site	0	1	0	1	0.50
Theft Under \$5,000 - Farm Agricultural Produce	1	0	0	0	0.25
Theft Under \$5,000 - Farm Equipment	1	0	0	0	0.25
Theft Under \$5,000 - Master Code	1	0	0	0	0.25
Theft Under \$5,000 - Other Theft	4	7	2	12	6.25
Theft Under \$5,000 - Trailers	0	0	2	1	0.75
Theft Under \$5,000 Shoplifting	2	0	0	0	0.50
Unlawful in a dwelling house	0	1	0	0	0.25
Statutes & Acts	22	35	38	45	35.00
Landlord / Tenant	5	11	6	5	6.75
Mental Health Act	1	2	10	7	5.00
Mental Health Act - Attempt Suicide	2	2	2	2	2.00
Mental Health Act - No contact with Police	1	0	0	1	0.50
Mental Health Act - Placed on Form	1	1	3	1	1.50
Mental Health Act - Threat of Suicide	4	3	3	9	4.75
Mental Health Act - Voluntary Transport	0	3	4	4	2.75
Trespass To Property Act	8	13	10	15	11.50
Mental Health Act - Apprehension	0	0	0	1	0.25
Traffic	82	88	95	73	84.50
MVC - Fatal (Motor Vehicle Collision)	0	1	0	0	0.25
MVC - Others (Motor Vehicle Collision)	0	0	0	1	0.25
MVC - Personal Injury (Motor Vehicle Collision)	10	3	9	8	7.50
MVC - Prop. Dam. Failed to Remain (Motor Vehicle Collision)	2	1	3	1	1.75
MVC - Prop. Dam. Non Reportable (Motor Vehicle Collision)	26	25	17	14	20.50
MVC - Prop. Dam. Reportable (Motor Vehicle Collision)	44	57	65	49	53.75
MVC (Motor Vehicle Collision) - Master Code	0	1	1	0	0.50
Violent Criminal Code	16	22	24	17	19.75
Assault - Level 1	7	9	8	6	7.50
Assault Peace Officer	0	1	0	0	0.25
Assault With Weapon or Causing Bodily Harm - Level 2	2	0	1	1	1.00
Criminal Harassment	1	1	3	3	2.00
Criminal Harassment - Offender Unknown	0	0	1	0	0.25
Indecent / Harassing Communications	0	1	1	1	0.75
Invitation to Sexual Touching	1	0	0	0	0.25
Non-Consensual Distribution of Intimate Images	0	0	1	1	0.50
Sexual Assault	1	6	2	2	2.75
Sexual Assault With a Weapon	1	0	0	0	0.25

OPP 2022 Calls for Service Details
Douro-Dummer Tp
For the calendar years 2017 to 2020

Calls for Service Billing Workgroups	Calls for Service Count				Four Year Average
	2017	2018	2019	2020	
Sexual Interference	0	0	1	0	0.25
Utter Threats - Master Code	0	0	1	0	0.25
Utter Threats to Person	3	4	5	3	3.75

This page intentionally left blank

OPP 2020 Reconciled Year-End Summary
Douro-Dummer Tp
Reconciled cost for the period January 1 to December 31, 2020

			Cost per Property \$	Total Cost \$
Base Service	Property Counts			
	Household	3,639		
	Commercial and Industrial	98		
	Total Properties	<u>3,737</u>	184.61	689,889
Calls for Service				
	Total all municipalities	164,063,561		
	Municipal portion	0.1554%	68.21	254,909
Overtime			7.36	27,507
Prisoner Transportation	(per property cost)		1.26	4,709
Accommodation/Cleaning Services	(per property cost)		4.84	18,087
Total 2020 Reconciled Costs			<u>266.28</u>	<u>995,101</u>
2020 Billed Amount				<u>986,638</u>
2020 Year-End-Adjustment				<u><u>8,463</u></u>

Note

The Year-End Adjustment above is included as an adjustment on the 2022 Billing Statement.
This amount is incorporated into the monthly invoice amount for 2022.

This page intentionally left blank



Staff Report

Meeting Date: October 20, 2021
To: County Council
Report Number: CAO 2021-030
Title: Photo Radar–Automated Speed Enforcement Program (ASE)
Author: Sheridan Graham, CAO
Recommendation: That report CAO 2021-30 regarding automated speed enforcement (ASE) be received; and

That, as an addition to the Transportation Master Plan (TMP) Update, Paradigm Transportation Systems Limited be requested to complete an ASE (School Zones and Community Safety Zones) implementation considerations report; and

That a letter be sent to the Province requesting an amendment to the ASE program to allow for the processing of ASE violations under the Administrative Monetary Penalty System (AMPS); and

That staff be directed to report back to Council once the Provincial review has been completed with further information on the details of the program, resourcing, and cost impacts; and further

That this report be forwarded to the amalgamated Peterborough County Police Services Board once established for their review and recommendations.

Overview

This report is to provide Council with information and feasibility options of implementing photo radar (also referred to as automated speed enforcement (ASE)) on County roads.

Background

On September 8, Council passed the following resolution (Resolution No. 370-2021):

Moved by Councillor Taylor

Seconded by Councillor Graham

Staff Report

That staff be directed to bring a report back to Council regarding photo radar from 2021-038 Correspondence Report item 7.

What is Automated Speed Enforcement (ASE) – Photo Radar

ASE uses cameras triggered by speed sensors that take photographs of the license plates of vehicles that are travelling in excess of the posted speed limit. In Ontario, the ASE program was introduced into the Highway Traffic Act through the Safer Schools Act and can be implemented specifically in municipally designated School Zones and Community Safety Zones. It is intended to be used in conjunction with other road safety strategies such as police enforcement, road calming measures and public education campaigns.

In accordance with the Safer School Zones Act, 2017, Section 205.1:

Use of automated speed enforcement system authorized

205.1 1) An automated speed enforcement system may be used in accordance with this Part and the regulations made under it,

(a) in a community safety zone designated by by-law passed under subsection 214.1 (1) where the prescribed rate of speed is less than 80 kilometers per hour; or (b) in a school zone designated by by-law passed under clause 128 (5) (a).



Staff Report

What are the benefits of ASE units installed on our roadways?

- With speed a factor in approximately one third of fatal collisions in Canada, ASE helps to enforce speed limits.
- ASE units are an important reminder to drivers to slow down in areas where children and other vulnerable road users are.
- Drivers travelling at the posted limit are more likely able to stop in the case of a spontaneous event and a lower speed can also mean a less severe outcome.
- If you drive the speed limit through school zones, ASE will not affect you at all.
- Evidence shows that driver behaviour begins to change over time with a “halo” effect created. This means that drivers may begin to adhere to the speed limit in areas even where ASE is not present, resulting in safer and more peaceful communities for everyone.

Key Points:

- On December 1, 2019, Bill 65, Safer School Zones Act, 2017, was proclaimed by the Province and came into effect. At that time, Ontario Regulation 398/19 was enacted under the Highway Traffic Act, allowing municipalities to operate automated speed enforcement in community safety zones.
- In addition to Ontario Regulation 398/19 (Regulation), the Province published guidelines to assist municipalities in the development of their ASE program.
- Municipalities are responsible for all aspects of their ASE program, subject to the Highway Traffic Act and its regulations
- Additional suggestions relate to general operating requirements, site selection and signage. The guidelines also suggest warning letters be issued instead of tickets for the initial 90-days at each site, this suggestion is not a requirement in the Regulation.
- Through their operating agreement, MTO mandates an advance notification period whereby automated speed enforcement warning signs (as below) must be installed 90-days in advance of issuing tickets. Once the camera is in use, the warning sign will be replaced with the ASE regulatory sign. An ASE regulatory sign can only be posted if an ASE camera is in the area.

Analysis

Municipalities are responsible for all aspects of their ASE program, subject to Ontario Regulation 398/19 including program administration, site selection, installation of camera and signage, infraction processing and communications.



Staff Report

As part of the County's Transportation Master Plan, criteria and policy for identifying School Zones and Community Safety Zones are already being reviewed. Any recommendations with regards to specific locations of such zones will be addressed and recommended to Council following the Transportation Master Plan process. However, the scope of the work does not include the review of ASE.

It should be noted that an administrative monetary penalty (AMP) system is not currently included in the ASE regulation. The County is currently not legally able to issue tickets under the Provincial Offences Act (POA). There would be a requirement for the County to enter into an agreement with the Ministry of Transportation (MTO) to access their Authorized Requester Information System (ARIS) to obtain the mailing address assigned to the licence plate of the vehicle. The County is presently waiting for the City's established Administrative Monetary Penalties program for the administration of fines resultant from County municipal by-laws. It is understood that the local Townships have the necessary agreements in place with MTO to consider moving such an initiative forward, however capacity on all fronts must be considered.

Many municipalities and organizations, including the Ontario Traffic Council (OTC), have been in contact with the Ministry of Transportation, requesting the use of the Administrative Monetary Penalty System (AMPS) to process ASE violations. The request includes legislative amendments that would direct the revenue from ASE penalties to municipalities. For the County to consider leading the ASE initiative ourselves, it would be best to consider waiting until amendments are made to allow for ASE violations to be processed under the AMPS program, as the process and costs for the County to establish MTO agreements and administer tickets is too high.

Additionally, in discussions with other municipalities, it is our understanding that the Municipal Joint Processing Centre (JPC) where tickets are processed and issued is operating at reduced capacity due to COVID and other factors so new municipalities that join would have to limit the number of charges that they could process annually. There are also some potential changes coming forward to the Moving Ontarians More Safely Act that may change the operating parameters and costs of the program. Considering this information and the timelines to also enter into agreements with MTO, the JPC, the vendor, etc., we would anticipate that implementation would not be likely until late 2022 or 2023 at the earliest.



Staff Report

A Provincial review of the ASE program was planned after the first 180 days of operation in 2020 to assess whether the program is operating as intended, and to determine if further regulatory and/or policy changes are required. This review was postponed by the Province due to COVID-19, and the timing for this review is not currently known. Operating and financial impacts may arise following the Provincial review of the program and potential changes to the program could follow. Accordingly, staff are recommending a report back to Council once this Provincial review has been completed with further information on the details of the program, resourcing, and cost impacts.

Financial Impact

As the County is presenting undergoing a Transportation Master Plan Update, the addition of an ASE (School Zones and Community Safety Zones) implementation considerations report by Paradigm Transportation Solutions Limited can be added to the scope of work at a cost of \$7,500.00.

Anticipated Impacts on Local and/or First Nations Communities

Engagement and discussions will be required to determine feasibility and next steps.

Alignment to County of Peterborough Strategic Plan Priorities

To provide high quality services to residents, businesses and Townships:

Communications – To elevate the County of Peterborough’s profile, enhance community engagement, and communicate proactively.

Financial Responsibility – To ensure evidence-informed planning and approaches to achieve financial sustainability and accountability, while keeping ratepayers top of mind.

Infrastructure – To efficiently address current infrastructure demands, while maintaining the vision and planning necessary to meet future needs.

Housing – To engage in partnership and planning in support of meeting the housing needs of our community.

Industry & Business – To support the attraction, retention and growth of local business and industry.

In consultation with:

Dave Smith, MPP

Bryan Weir, Director of Planning and Public Works



Staff Report

Peter Nielsen, Manager of Capital Projects

Kari Stevenson, Manager of Legislative Services/Clerk

Communication Completed/required:

None at this time, however, a full communications strategy would be required should this initiative move forward.

Attachments

None

Respectfully Submitted,

Sheridan Graham, CAO

For more information, please contact:

Sheridan Graham, CAO

sgraham@ptbocounty.ca

705-743-0380 ext. 2100

THE TOWNSHIP OF DOURO-DUMMER POLICE SERVICES BOARD

CONFIRMING BY-LAW 2021-4

Being a By-law of the Township of Douro-Dummer Police Services Board to confirm the proceedings of the meeting held on October 26, 2021 in the Council Chambers

THE TOWNSHIP OF DOURO-DUMMER POLICE SERVICES BOARD ENACTS AS FOLLOWS:

1. THAT the action of the Board at its meeting held on the 26th day of October, 2021 in respect to each motion, resolution, and other action passed and taken by the Board at its said meeting is confirmed.
2. THAT the Chair and other proper officers of the Board are hereby authorized to do all things necessary to obtain approvals where required and to execute all documents as may be necessary.

ENACTED AND PASSED THIS 26th DAY OF October, 2021

Chair

Secretary